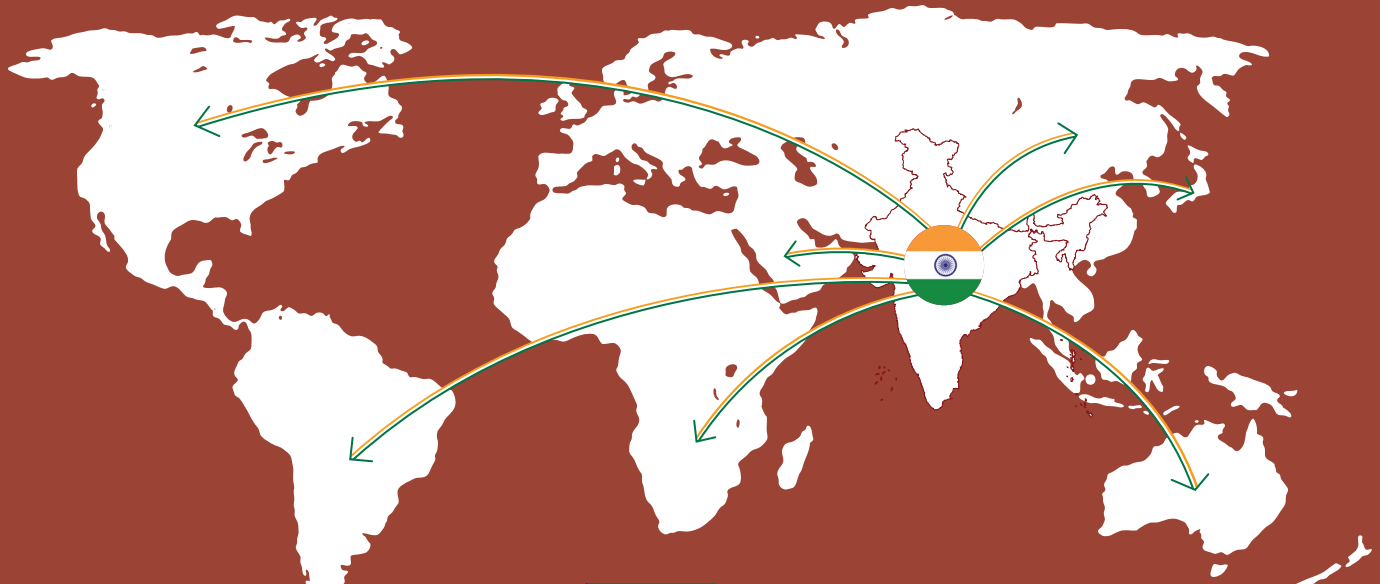


A guide for **How do I Vote**  
**Overseas Indian Electors**



**Systematic Voters' Education & Electoral Participation (SVEEP)**  
**Election Commission of India**

# Who can be an Overseas Elector?



Overseas Elector

is a citizen of India, absent from the country owing to employment, education etc.




has not acquired citizenship of any other country and is otherwise eligible to be registered as a voter in the **address** mentioned in the **passport**.



has attained the age of 18 years on the qualifying date i.e. 1st of January of the year of revision of electoral roll.



is not disqualified to be enrolled as an elector.



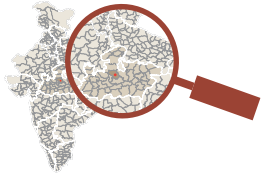
## Disqualified to be enrolled as an elector if

- ✗ of unsound mind and declared so by a competent court
- ✗ temporarily disqualified from voting under any law relating to corrupt practices and other election offence



# Getting Started: Registration in the Electoral Roll

## Fill Enrolment Form




Find out the name of your Constituency and Part in the district/state of residence at [www.eci.gov.in](http://www.eci.gov.in)



Fill **Form 6A** online at [www.nvsp.in](http://www.nvsp.in) and upload the requisite proofs.




Alternatively download **Form 6A** from ECI website [www.eci.gov.in](http://www.eci.gov.in). Fill **Form 6A** in 2 copies and send to Electoral Registration officer ERO. The list of EROs of various constituencies are available on [www.eci.gov.in](http://www.eci.gov.in)



Forms are also available free of cost in Indian Missions.

## Documents Required



One recent passport size coloured photograph affixed in **Form 6A**.



Self-attested photocopies of the relevant pages of the passport containing photograph, address in India and all other details



The page of passport containing the valid visa endorsement



The photocopy of each of the documents referred to above, should be duly self-attested.

## Form can be Submitted Online, in Person or by Post

You can fill the form in person with the Electoral Registration Officer / Assistant ERO of the constituency. If application is submitted in person before the ERO, the original passport should be produced for verification.



Instructions regarding enrolment have been posted on the ECI website [www.eci.gov.in](http://www.eci.gov.in)



## What Happens after the Form Submission: the Verification Process




Both Level Officer will visit the home address mentioned in your passport and enquire to verify the copies of documents.




In cases where no relative is available or willing to give declaration for verification of documents, the documents will be sent for verification to the concerned Indian Mission.



Decision of the Electoral registration Officer (ERO) will be communicated to you by post and SMS on the address and mobile number given in **Form 6A**. Electoral rolls are also available on the website of the Chief Electoral Officer.

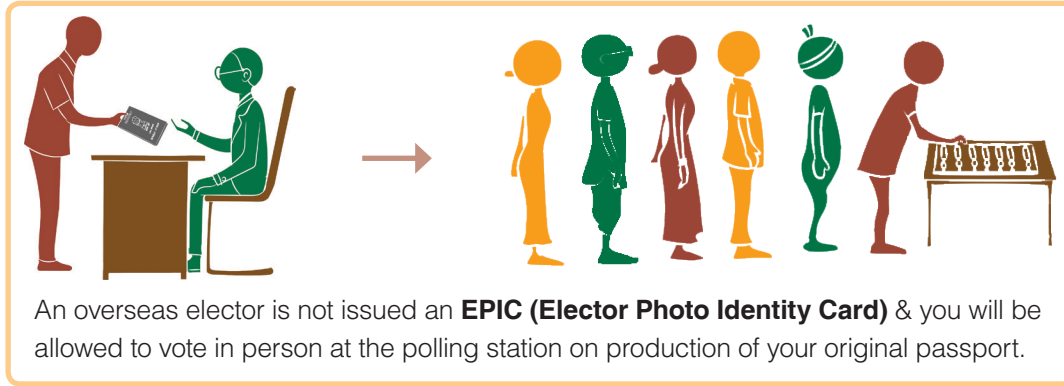


Names of overseas electors are included in a separate section for "Overseas Electors" which is the last section of the roll of each polling station area.



You can use **Form 8** for making any correction in electoral roll.

# How to Cast your Valuable Vote



However, provision for alternative options for voting for Overseas Indian electors is under consideration.

## HOW TO VOTE?

Mobile phones, camera or any other gadget is not allowed inside a polling booth.

First polling official will check your name on voter list and check your passport.


Second polling official will ink your finger, give you a chit and take your signature on a register.

You will have to deposit the chit at the third polling official and show your inked finger and then proceed to the polling booth.

Record your vote by pressing the button beside the symbol of the candidate of your choice on the Electronic Voting Machine; you will hear a beep sound.

You can press **NOTA**, None of the Above, if you don't like any candidate, it's the last button on the EVM.

# Keeping in Mind: Points to Remember



No person can be enrolled in more than one electoral roll i.e. when you enrol as a overseas voter you have to submit a declaration – that you are not already enrolled as a general voter.

Form 6A

Election Commission of India  
Identity Card

SURRENDER

If you are registered as a general voter, you should surrender your EPIC when you submit **Form 6A** for registration as Overseas voter.

Election Commission of India  
Identity Card

REGISTER

Form 6A

When you return to India you can register as general voter at your place of ordinary residence and get your enrolment as overseas elector deleted.



**So get enrolled today to vote in the next election!**



Founded in 1950, the **Election Commission of India** conducts the entire process of elections to the office of the President, Vice President, Parliament and the State Assemblies. In the performance of its functions ECI not only prepares, maintains and periodically updates the Electoral Rolls, supervises the nominations of candidates, registers political parties, monitors the election campaigns and funding of candidates, but also ensures active and aware electoral participation of the second largest population in the world through its SVEEP programme.

**The Constitution of India** grants its every eligible citizen, regardless of gender, religion, caste, education, socio economic status or location - a right to vote and every vote has the same value. Hence, it becomes imperative for all citizens to actively partake in the electoral process, ensuring many other rights by utilizing the right to vote.

**Systematic Voters' Education and Electoral Participation (SVEEP)** is a programme to educate citizens and voters about the electoral process and to enhance people's participation in the processes. SVEEP is based on a three-pronged strategy of

**INFORMATION**- To meet any gaps in information about the What, Where, When and How of registration and voting process

**MOTIVATION**- To plug the gaps in motivation among people, catering to the Why posed by the people

**FACILITATION**- To facilitate the citizens by making their electoral participation, easier, convenient and friendly.

**Register online as an Overseas Indian Elector at [www.nvsp.in](http://www.nvsp.in)**

 [facebook.com/ECI](https://facebook.com/ECI)

 [youtube.com/ECI](https://youtube.com/ECI)

[www.eci.gov.in](http://www.eci.gov.in)



**Systematic Voters' Education and Electoral Participation (SVEEP)**

Election Commission of India  
Nirvachan Sadan, Ashoka Road  
New Delhi- 110001

[www.ecisveep.nic.in](http://www.ecisveep.nic.in)